

Covid-19

Bernt Arne Ødegaard

University of Stavanger

November 24, 2021

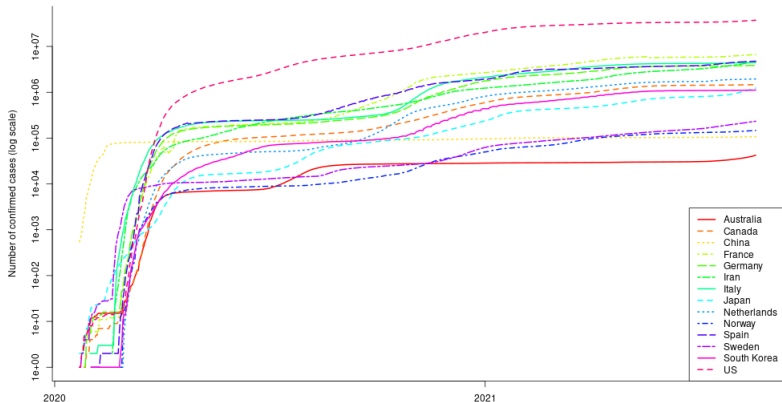
Events

Gradual spread of a “new” virus, after a while christened Covid-19.

Data: Country-level observations of

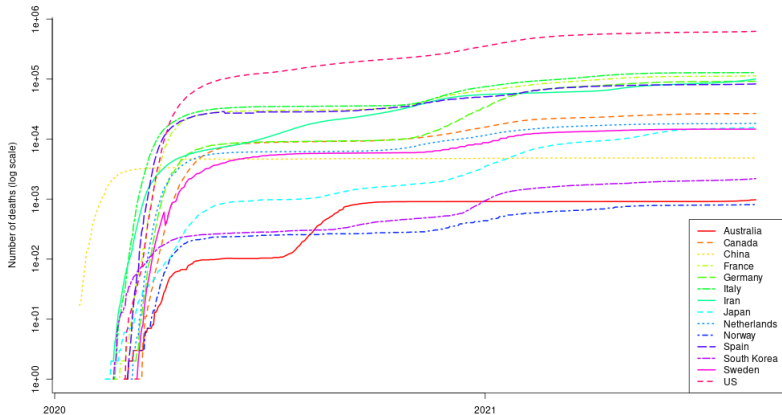
- ▶ Number of confirmed cases
- ▶ Number of deaths

the evolution of reported cases.

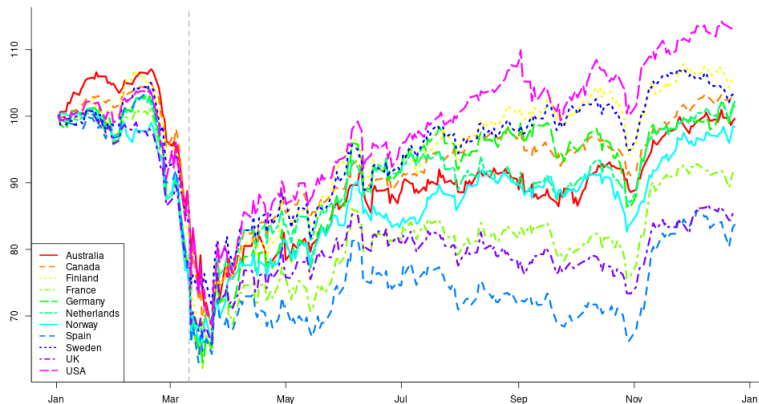


The evolution of confirmed cases of Covid-19. The plot show the total number of confirmed cases (deaths) per country (log scale). Countries: Australia, Canada, China, France, Germany, Italy, Iran, Norway, South Korea, Spain, Sweden, USA. Data Source: John Hopkins University Covid-19 data.

the evolution deaths related to Covid-19



Stock Market Reactions



Cross-country comparison of stock market evolution. Indices set to 100 at beginning of 2020.